

The  
Essentials  
*Collection*  
by  **FORBES**  
Industries

Hospitality  
On Demand

**SELF-SERVICE LUGGAGE CARTS .....3**

**LUGGAGE CARTS .....4-5**

**HOUSEKEEPING CARTS .....6-7**

**LAUNDRY & LINEN CARTS .....8-15**

**WIRE SHELVING UNITS .....16**

**LUGGAGE RACKS .....17**

**FOOD & BEVERAGE ESSENTIALS .....18-19**

**PUBLIC GUIDANCE SYSTEMS .....20**

**PODIUMS & HOST STATIONS .....21**

**FORBES EXPRESS LINE .....22-23**

**Self-Service Luggage Cart**

**Model 1574**

*Stainless steel round tube frame finished in Silver Vein powder-epoxy paint*

*Two vertical retaining bars*

*Vinyl bumper*

*Two 8" wheels & one 5" swivel caster*

	Depth	Width	Height
<b>in:</b>	36.5	28	37
<b>cm:</b>	93	72	94

\*Model 1574-SS - Brushed stainless steel

**NESTABLE!**



**Self-Service Luggage Cart**

**Model 1575-SS**

*Brushed stainless steel round tube frame*

*Two vertical retaining bars*

*Steel deck with rubberized deck mat*

*Vinyl bumper*

*Two 8" wheels & one 5" swivel caster*

	Depth	Width	Height
<b>in:</b>	36.5	28	37
<b>cm:</b>	93	72	94

\*Model 1575-SS-HB - With hanger bar  
 \*Model 1575-HB - Powder-epoxy painted frame with hanger bar



**Self-Service Luggage Cart**

**Model 1574-SS-HB**

*34.75"H garment hanger bar*

*Brushed stainless steel round tube frame*

*Two vertical retainer bars*

*Vinyl bumper*

*Two 8" wheels & one 5" swivel caster*

	Depth	Width	Height
<b>in:</b>	36.5	28	71.25
<b>cm:</b>	93	72	181

\*Model 1574-HB - Powder-epoxy painted and hanger bar

**NESTABLE!**





**Luggage Cart**

**Model H1210-8C-BK-GY**

*1" Chrome plated steel tube*

*Retaining bars*

*Black carpeted deck*

*Gray full-wrap around bumper*

*8" Black wheels*

	<b>Length</b>	<b>Width</b>	<b>Height</b>
<b>in:</b>	37	18.5	68.5
<b>cm:</b>	94	47	174



**Luggage Cart**

**Model H1210-5C-BK-GY**

*1" Chrome plated steel tube*

*Retaining bars*

*Black carpeted deck*

*Gray full-wrap around bumper*

*5" Gray wheels*

	<b>Length</b>	<b>Width</b>	<b>Height</b>
<b>in:</b>	37	18.5	65.5
<b>cm:</b>	94	47	167

**Luggage Cart**

**Model 2431-BK-GY**

*1" Silver painted steel tube*

*Black carpeted deck*

*Gray full-wrap around bumper*

*5" Gray wheels*

	Length	Width	Height
<b>in:</b>	37	21	61.5
<b>cm:</b>	94	54	157



**Luggage Cart**

**Model 2434-BK-GY**

*1" Silver painted steel tube*

*Black carpeted deck*

*Gray full-wrap around bumper*

*8" Black wheels*

	Length	Width	Height
<b>in:</b>	37	21	65
<b>cm:</b>	94	54	166



**Luggage Cart**

**Model 2495-BK-GY**

*1" Brushed stainless steel tube*

*Black carpeted deck*

*Gray full-wrap around bumper*

*8" Black wheels*

	Length	Width	Height
<b>in:</b>	47	22	70.5
<b>cm:</b>	120	56	180





**Steel Housekeeping Cart**

**Model 2103 (formerly ECHK0104)**

*Steel cabinet: 30"W x 19"D x 36"H*

*2.5" deep top tray*

*Textured black powder-epoxy finish*

*One 20-NL-C bag*

*Revolving corner bumpers*

*Under-deck glass rack holder*

*Vacuum bracket*

*8" black wheels*

	Length	Width	Height
<b>in:</b>	54.75	19	46.75
<b>cm:</b>	139	49	119



**Steel Housekeeping Cart**

**Model ECHK0001**

*Steel cabinet: 30"W 19"D x 30"H*

*Textured black powder-epoxy finish*

*Two 36-E H.D. black nylon bags*

*Full wrap-around bumper*

*Vacuum bracket*

*8" Black wheels*

	Length	Width	Height
<b>in:</b>	57	20.5	43
<b>cm:</b>	145	53	110



**Steel Housekeeping Cart**

**Model H1040-EN (WB)**

*Steel cabinet: 18"W x 18"D x 36"H*

*One 36-E H.D. nylon bag*

*Textured black powder-epoxy finish*

*Reinforced square tube base*

*Full wrap-around bumper*

*Two 8" and two 4" gray wheels*

	Length	Width	Height
<b>in:</b>	32.5	19.5	41.5
<b>cm:</b>	83	50	106

**Steel Housekeeping Cart**

**Model ECHK0265**

*Steel Cabinet: 24"W x 18"D x 42"H*

*Textured black powder-epoxy finish*

*Three shelves*

*Two bag style handle*

*Two 46-NL-E nylon bags*

*Amenity drawer*

*Under-deck half glass rack holder*

*Full wrap-around bumper*

*Vacuum bracket*

*8" Black wheels*

	Length	Width	Height
<b>in:</b>	44	22	51.25
<b>cm:</b>	112	56	130



**Plastic Housekeeping Cart**

**Model ECHK0280**

*Black plastic cabinet -24"W x 19"D x 36.25"H*

*Brushed stainless steel corner accents*

*Three fixed shelves*

*Full size bag handle*

*One 34 H.D. nylon bag*

*Stainless steel vertical push handles*

*Full wrap-around bumper*

*Vacuum bracket*

*8" Black wheels*

	Length	Width	Height
<b>in:</b>	42.5	21.75	46.5
<b>cm:</b>	108	56	119





**Laundry & Linen Cart**

**Model 1106-B**

1" Steel tube frame

Silver powder epoxy paint

Reinforced steel tube base

Includes 6 bushel H.D. cloth bag #23-CL-E

Black vinyl bumper

4" Gray wheels

	Length	Width	Height
<b>in:</b>	24	24	34
<b>cm:</b>	61	61	87

\*Model 1106 - Non-bumpered version



**Laundry & Linen Cart**

**Model 1112-B**

1" Steel tube frame

Silver powder epoxy paint

Reinforced steel tube base

Includes 12 bushel H.D. cloth bag #30-CL-E

Black vinyl bumper

4" Gray wheels

	Length	Width	Height
<b>in:</b>	38.5	23.5	38
<b>cm:</b>	98	60	97

\*Model 1112 - Non-bumpered version



**Laundry & Linen Cart**

**Model 1120-B**

*1" Steel tube frame*

*Silver powder epoxy paint*

*Reinforced steel tube base*

*Includes 16 bushel H.D. canvas bag #31-CL-E*

*Black vinyl bumper*

*5" Gray wheels*

	Length	Width	Height
<b>in:</b>	48.5	23.5	39
<b>cm:</b>	124	60	100

\*Model 1120 - Non-bumpered version



**Laundry & Linen Cart**

**Model 1100-B**

*1" Round tube superstructure*

*1" Reinforced square steel tube base*

*Includes 7 bushel H.D. cloth bag #22-CL-E*

*Finished in silver powder epoxy paint*

*4" All swivel gray wheels*

*Black vinyl bumper*

	Length	Width	Height
<b>in:</b>	24.75	24.75	33
<b>cm:</b>	63	63	84

\*Model 1100 - Non-bumpered version (23"D)





**Laundry & Linen Cart**

**Model 24P-24**

*Rotationally molded from waterproof, chemical-resistant polyethylene*

*Sturdy, powder coated, steel base*

*Smooth, flat bottom inside*

*Outer, steel rim supports entire length, both sides*

*Hard rubber, non-marking, 5-inch casters*

*Torque-resistant, molded-in inserts*

*Capacity: 25 bushels*

*Load Capacity: 500 lbs.*

	Length	Width	Height
<b>in:</b>	63.5	39.5	31.5
<b>cm:</b>	161	100	80



**Laundry & Linen Cart**

**Model 25P-30**

*Rotationally molded from waterproof, chemical-resistant polyethylene*

*Rugged, plastic, removable, spring-loaded platform*

*Sturdy, powder coated, steel base*

*Middle rim supports and internal platform guides*

*Hard rubber, non-marking, 5-inch casters*

*Torque-resistant, molded-in inserts*

	Length	Width	Height
<b>in:</b>	66	35	38
<b>cm:</b>	168	89	97



**Laundry & Linen Cart**

**Model 28P-16**

*Rotationally molded from waterproof, chemical-resistant polyethylene*

*Rugged, plastic, removable, spring-loaded platform*

*Sturdy, powder coated, steel base*

*Middle rim supports and internal platform guides*

*Hard rubber, non-marking, 5-inch casters*

*Torque-resistant, molded-in inserts*

*Load Capacity: 500 lbs.*

	Length	Width	Height
<b>in:</b>	59.5	20.5	31.5
<b>cm:</b>	151	52	80

**Laundry & Linen Cart**

**Model 28P-18**

*Rotationally molded from waterproof, chemical-resistant polyethylene*

*Rugged, plastic, removable, spring-loaded platform*

*Sturdy, powder coated, steel base*

*Middle rib supports and internal platform guides*

*Hard rubber, non-marking, 5-inch casters*

*Torque-resistant, molded-in inserts*

*Capacity: 16 bushels*

*Load Capacity: 500 lbs.*

	Length	Width	Height
<b>in:</b>	56	24	31
<b>cm:</b>	142	61	79



**Laundry & Linen Cart**

**Model 39-12BU**

*Rotationally molded from waterproof, chemical-resistant polyethylene*

*Durable, .225" wall thickness*

*Rounded, roll-top safety rim*

*Galvanized metal base, flat*

*Hard rubber, non-marking, 3-inch casters*

*Capacity: 12 bushels/15 cubic feet*

	Length	Width	Height
<b>in:</b>	39.5	29.5	32
<b>cm:</b>	100	75	81



\*Model 39-20BU - Larger version:  
20 bushel/24 cubic feet, dims: 51"L x 35.5"W x 34"H

**Laundry & Linen Cart**

**Model P-291**

*Rotationally molded from waterproof, chemical-resistant polyethylene*

*Removable cover*

*Two-way fork access*

*Smooth interior for complete emptying*

*Capacity: 27.5 cubic feet*

*Load Capacity: 700 lbs.*

	Length	Width	Height
<b>in:</b>	45	45	33
<b>cm:</b>	114	114	84



\*Model P-333 - Larger version:  
35 cubic feet, dims: 45"L x 45"W x 44.25"H  
Load Capacity: 800 lbs



**Laundry & Linen Cart**

**Model 54P-18**

*Black powder-coated steel base*

*5" Gray rubber casters*

*Chemical-resistant polyethylene*

*Attached top rim brace supports*

*Torque resistant molded-in inserts*

*Capacity: 18 bushels*

*Load capacity: 500 lbs.*

	Length	Width	Height
<b>in:</b>	53.5	28.5	33.5
<b>cm:</b>	136	72	85



**Laundry & Linen Cart**

**Model 50P-16U**

*Rotationally molded from waterproof, chemical-resistant polyethylene*

*Rotationally molded, waterproof, poly base*

*Hard rubber, non-marking, 5-inch casters*

*Torque-resistant, molded-in inserts*

*Molded-in T-nuts*

*Capacity: 20 bushels/24 cubic feet*

*Load Capacity: 500 lbs.*

	Length	Width	Height
<b>in:</b>	43.5	28.5	39
<b>cm:</b>	110	72	99



**Laundry & Linen Cart**

**Model 78P**

*Rotationally molded from waterproof, chemical-resistant polyethylene*

*Rotationally molded, smooth poly base*

*Torque-resistant, molded-in inserts*

*Four 6" x 2", gray, rubber, non-marking casters*

*Hand holes*

*Capacity: 56 bushels/56 cubic feet*

	Length	Width	Height
<b>in:</b>	52.5	43.5	65
<b>cm:</b>	133	110	165

**Laundry & Linen Cart**

**Model 95P**

2 Shelf bars

2 Removable wire shelves

Hand holes on swivel caster side

Black powder-coated steel base

Torque resistant molded-in inserts

8" x 2" Gray rubber casters

Load capacity: 600 lbs.

	Length	Width	Height
<b>in:</b>	60	28	70
<b>cm:</b>	152	71	178



**Laundry & Linen Cart**

**Model 72P**

Rotationally molded from waterproof, chemical-resistant polyethylene

Rotationally molded, smooth poly base

Torque-resistant, molded-in inserts

Four 6" x 2" gray, rubber, non-marking wheels

Hand holes

Capacity: 38 bushels/48 cubic feet

Load capacity: 800 lbs.

	Length	Width	Height
<b>in:</b>	48	28.5	68.5
<b>cm:</b>	122	72	174



\*Model 72PWLD - With lid and door →



**Laundry & Linen Cart**

**Model 72SWLD**

Rotationally molded from waterproof, chemical-resistant polyethylene

Lid and hinged front access door

Rotationally molded, smooth poly base

Torque-resistant, molded-in inserts

Four 6" x 2" gray, rubber, non-marking wheels

Hand holes

Capacity: 38 bushels/48 cubic feet

Load capacity: 1000 lbs.

	Length	Width	Height
<b>in:</b>	48	28.5	68.5
<b>cm:</b>	122	72	174

\*Model 72S - Without lid and door →





**Laundry & Linen Cart**

**Model 103P**

*Rotationally molded from waterproof, chemical-resistant polyethylene*

*Powder coated, steel base*

*Two, non-removable, hinged, plastic shelves with molded-in hand holes*

*Molded-in, steel shelf bar*

*Torque-resistant, molded-in inserts*

*Wraparound, steel rim support*

*Hand holes in cart*

*Four 6" x 2", gray, rubber, non-marking casters*

*Capacity: 30 bushels/37 cubic feet*

*Load Capacity: 600 lbs.*

	Length	Width	Height
<b>in:</b>	48.75	26.75	63
<b>cm:</b>	124	68	160



**Laundry & Linen Cart**

**Model 95PSL**

*Molded in recessed handles*

*Black powder-coated steel base*

*Lockable access doors and top lid*

*Lid has a handle for re-closing*

*Torque resistant molded-in insert*

*Molded in re-enforced bar in doors*

*Doors have Velcro tie back straps*

*8" x 2" Gray rubber casters*

*Three removable ventilated plastic shelves*

*Load capacity: 900 lbs.*

	Length	Width	Height
<b>in:</b>	58	30.75	72
<b>cm:</b>	147	78	183

**Laundry & Linen Cart**

**Model 101P**

*Rotationally molded from waterproof, chemical-resistant polyethylene*

*Powder coated, steel base*

*Two, non-removable, hinged, plastic shelves with molded-in hand holes*

*Molded-in, steel shelf bar*

*Torque-resistant, molded-in inserts*

*Wraparound, steel rim support*

*Hand holes in cart*

*Four 6" x 2", gray, rubber, non-marking casters*

*Capacity: 38 bushels/46.5 cubic feet*

*Load Capacity: 800 lbs.*

	Length	Width	Height
<b>in:</b>	60.5	24	70.25
<b>cm:</b>	154	61	178



**Laundry & Linen Cart**

**Model 102P**

*Rotationally molded from waterproof, chemical-resistant polyethylene*

*Powder coated, steel base*

*Two, non-removable, hinged, plastic shelves with molded-in hand holes*

*Molded-in, steel shelf bar*

*Torque-resistant, molded-in inserts*

*Wraparound, steel rim support*

*Hand holes in cart*

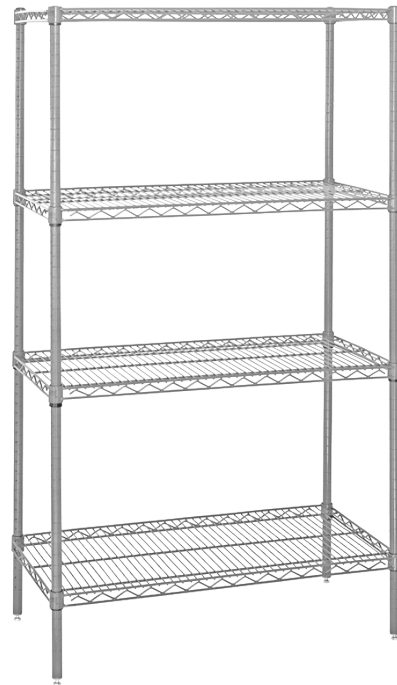
*Four 6" x 2", gray, rubber, non-marking casters*

*Capacity: 30.5 bushels/38 cubic feet*

*Load Capacity: 600 lbs.*

	Length	Width	Height
<b>in:</b>	48	24	72.75
<b>cm:</b>	122	61	185





<b>Model Number</b>	<b>Description</b>	<b>Length</b>	<b>Width</b>	<b>Height</b>
WR74-1836C	4-shelf-wire-shelving-unit-18-x-36-x-74h	36	18	74
WR74-2436C	4-shelf-wire-shelving-unit-24-x-36-x-74h	36	24	74
WR54-1836C	4-shelf-wire-shelving-unit-18-x-36-x-54h	36	18	54
WR54-1836C-5	5-shelf-wire-shelving-unit-18-x-36-x-54h	36	18	54
WR54-1848C	4-shelf-wire-shelving-unit-18-x-48-x-54h	48	18	54
WR54-1848C-5	5-shelf-wire-shelving-unit-18-x-48-x-54h	48	18	54
WR54-1860C	4-shelf-wire-shelving-unit-18-x-60-x-54h	60	18	54
WR54-1860C-5	5-shelf-wire-shelving-unit-18-x-60-x-54h	60	18	54
WR54-2436C	4-shelf-wire-shelving-unit-24-x-36-x-54h	36	24	54
WR54-2436C-5	5-shelf-wire-shelving-unit-24-x-36-x-54h	36	24	54
WR54-2448C	4-shelf-wire-shelving-unit-24-x-48-x-54h	48	24	54
WR54-2448C-5	5-shelf-wire-shelving-unit-24-x-48-x-54h	48	24	54
WR54-2460C	4-shelf-wire-shelving-unit-24-x-60-x-54h	60	24	54
WR54-2460C-5	5-shelf-wire-shelving-unit-24-x-60-x-54h	60	24	54
WR74-1836C-5	5-shelf-wire-shelving-unit-18-x-36-x-74h	36	18	74
WR74-1848C	4-shelf-wire-shelving-unit-18-x-48-x-74h	48	18	74
WR74-1848C-5	5-shelf-wire-shelving-unit-18-x-48-x-74h	48	18	74
WR74-1860C	4-shelf-wire-shelving-unit-18-x-60-x-74h	60	18	74
WR74-1860C-5	5-shelf-wire-shelving-unit-18-x-60-x-74h	60	18	74
WR74-2436C-5	5-shelf-wire-shelving-unit-24-x-36-x-74h	36	24	74
WR74-2448C	4-shelf-wire-shelving-unit-24-x-48-x-74h	48	24	74
WR74-2448C-5	5-shelf-wire-shelving-unit-24-x-48-x-74h	48	24	74
WR74-2460C	4-shelf-wire-shelving-unit-24-x-60-x-74h	60	24	74
WR74-2460C-5	5-shelf-wire-shelving-unit-24-x-60-x-74h	60	24	74



**Luggage Rack**

**Model 801-EN-EP**

*Steel luggage rack*

*Round tube design*

*Textured black powder-epoxy finish*

	<b>Depth</b>	<b>Width</b>	<b>Height</b>
<b>in:</b>	18	24	20.5
<b>cm:</b>	46	61	53



**Luggage Rack**

**Model 800-EN-EP**

*Steel luggage rack*

*Round tube design*

*Bumpered back bar*

*Textured black powder-epoxy finish*

	<b>Depth</b>	<b>Width</b>	<b>Height</b>
<b>in:</b>	21	24	24.5
<b>cm:</b>	54	61	63





**Service Cart**

**Model 4741-EN**

*Black laminate finish*

*Two fixed shelves*

*Vinyl T-molding*

	<b>Length</b>	<b>Width</b>	<b>Height</b>
<b>in:</b>	31	18	34
<b>cm:</b>	79	46	87



**Service Cart**

**Model 4792-EN**

*Black laminate finish*

*Two drop-leaves (72"L with leaves up)*

*Two fixed shelves*

	<b>Length</b>	<b>Width</b>	<b>Height</b>
<b>in:</b>	44.75	23	36
<b>cm:</b>	114	59	92

**Restock Utility Cart**

**Model 4410-EN**

*Brushed stainless steel top*

*Black powder epoxy painted finish*

*Stub handle on one end*

*Locking doors*

*Three shelves*

*Full wrap-around gray bumper*

	<b>Length</b>	<b>Width</b>	<b>Height</b>
<b>in:</b>	39	20.5	46.5
<b>cm:</b>	99	53	118



**Catering Table**

**Model 7040EE-36**

*Removable black laminate top with faux brushed stainless steel PVC edge banding*

*Tabletop attaches to frame via magnetic pockets*

*Accordion style folding frame painted in black powder epoxy*

*Adjustable floor levelers*

	<b>Length</b>	<b>Width</b>	<b>Height</b>
<b>in:</b>	30	60	36
<b>cm:</b>	76	153	92

\*Model 7040EE-42 - for 42" high version




\*Folding frame for compact storage

Stanchion	
<b>Model 2704</b>	
<i>Textured black finish</i>	
<i>7 Foot integrated Beltrac</i>	
<i>14" Weighted base</i>	
Height	
<b>in:</b>	40
<b>cm:</b>	102

**Beltrac by Forbes**



Stanchion	
<b>Model 2705</b>	
<i>Chrome plated finish</i>	
<i>7 Foot integrated Beltrac</i>	
<i>14" Weighted base</i>	
Height	
<b>in:</b>	40
<b>cm:</b>	102



Stanchion	
<b>Model 2706</b>	
<i>Gold anodized finish</i>	
<i>7 Foot integrated Beltrac</i>	
<i>14" Weighted base</i>	
Height	
<b>in:</b>	40
<b>cm:</b>	102



Transport Cart			
<b>Model 2799</b>			
<i>Stanchion transport cart</i>			
<i>Steel superstructure</i>			
<i>Heavy duty non-marking wheels</i>			
	Length	Width	Height
<b>in:</b>	50	25	57
<b>cm:</b>	127	64	145

**Sign Frames**

Sign Frames available in Gold, Chrome, Satin Aluminum or Black Matte



**Model 2760 (Beltrac)**

*7" x 11" sign frame*

\*Model 2761 for Drum top, classic




**Model 2762 (Beltrac)**


*11" x 14" sign frame*

\*Model 2763 for Drum top, classic


**Belt Colors**



BLUE



BLACK



RED



GRAY

**Podium/Host Station**

**Model 4895-EN**

*Laminate finish*

*Two wheels for tilt-and-roll maneuverability*

	Depth	Width	Height
<b>in:</b>	23.5	25.5	47
<b>cm:</b>	60	65	120



**Folding Podium/Host Station**

**Model 5898-EN**

*Folding portable podium*

*Laminate finish*

*Vinyl T-molding*

*Black laminate interior and working surface*

*Folds to 3.5" thick for compact storage*

	Depth	Width	Height
<b>in:</b>	18	21	45
<b>cm:</b>	46	54	115

\*Model 5898-VSB - Storage bag (not included)



## Forbes Express Line

The Forbes Express Line of products are affordable and usually ready to ship within a week or less. We offer a variety of products for you to choose from, and all of them are finished in an attractive Mahogany Thermofoil that is moisture resistant and easy to clean. When you need product to fit your budget, and in a hurry, look to Forbes Express Line for all of your “quick-ship” solutions.



### Mobile Bar

#### Model 4070-6

*Cabinet finished in Mahogany Thermofoil*

*Serving countertop finished in black*

*Open back with stainless steel working countertop*

*Stainless steel sink with drain*

*Two stainless steel speed rails*

*Four corner bumpers*

*Interior finished in black*

	Length	Width	Height
<b>in:</b>	72.5	25.5	49.5
<b>cm:</b>	185	65	126



### Mobile Banquet Table

#### Model 7007

*Finished in Mahogany Thermofoil*

*Steel leg reinforcements*

*Caster mounting leg caps*

	Length	Width	Height
<b>in:</b>	84	29.75	33.5
<b>cm:</b>	214	76	86

**Podium/Host Station**

**Model 4010**

*Finished in Mahogany Thermofoil*

*Open back with intermediate shelf*

*Interior finished in black*

*Built-in cable management*

	Depth	Width	Height
<b>in:</b>	23.25	25.5	46.5
<b>cm:</b>	60	65	119



**Service Cart**

**Model 4030**

*Three shelves finished in Mahogany Thermofoil*

*Stainless steel posts*

	Length	Width	Height
<b>in:</b>	36	18	30.75
<b>cm:</b>	92	46	79



**Mobile Room Service Table**

**Model 4951**

*Oval tabletop finished in Mahogany Thermofoil*

*Two bi-fold leaves*

*Black painted steel frame*

	Length	Width	Height
<b>in:</b>	36	43	29.5
<b>cm:</b>	92	110	75



\*Shown with 6261 hot box (not included on base model). Hot boxes are available, call for more information.

The  
Essentials  
*Collection*  
*by*  **FORBES™**  
**Industries**

For more information:

P: 800.832.5427

F: 909.923.1969

E: [ecsales@forbesindustries.com](mailto:ecsales@forbesindustries.com)

[www.forbesindustries.com](http://www.forbesindustries.com)

©Forbes Industries 2017

We reserve the right to change and  
improve our products and finishes.