

## FORBES OTHER PRODUCTS

Wall Partitions is only a fraction of Forbes Industries product lines.

### FOOD & BEVERAGE SOLUTIONS



### MEETINGS + EVENTS SOLUTIONS



### HOTEL OPERATION SOLUTIONS



## WHY MOBILE PARTITIONS?


Whether you are looking to divide a room, funnel a crowd to the bar, or enhance the guest experience by shielding their view of the “back of the house”, the new line of MOBILE PARTITIONS from Forbes Industries has got the solution for you. Our Mobile Partitions provide an upscale, yet discrete look to keep your highly valued guest’s attention off of the unsightly yet necessary day-to-day operations that keep your property running. Each unit either comes equipped with casters or has a specially designed transport/storage cart available to provide ease of mobility and cut down on worker’s comp claims from heavy lifting. Forbes is proud to offer five unique styles at three different price points each to ensure you get the Mobile Partition you want that satisfies your property’s budgetary needs. What will you use your partitions for?


### WORKS GREAT WHEN YOU NEED TO...


- PROVIDE AN ENHANCED GUEST EXPERIENCE
- DIVIDE A ROOM OR LOBBY AREA
- BLOCK THE VIEW OF THE “BACK OF THE HOUSE”
- FUNNEL A CROWD TO A CERTAIN LOCATION
- OFFER PRIVACY WITH MINIMAL EFFORT
- PROVIDE A SOUND DAMPENER
- PROVIDE AN UPSCALE SOCIAL MEDIA PRESENCE
- USE AS AN ACCENT PIECE

### HOW DO I KNOW THIS IS RIGHT FOR ME?

- SEVERAL PRICE POINTS AVAILABLE
- MULTIPLE STYLES TO CHOOSE FROM
- DOZENS OF FINISH OPTIONS AVAILABLE
- MOBILITY FOR EASY TRANSPORTATION & EMPLOYEE SAFETY
- PRECISE ENGINEERING AND QUALITY CRAFTSMANSHIP
- MANUFACTURED IN THE USA

 Items with this symbol are built using sustainably sourced panel-cores that are made from 100% recycled materials making them eco-friendly, lightweight, and durable.

 For more information and a full list of finish options, please visit us at:  
[www.forbesindustries.com/mobilepartitions](http://www.forbesindustries.com/mobilepartitions)



**Forbes**  
INDUSTRIES 

[www.forbesindustries.com](http://www.forbesindustries.com) | [sales@forbesindustries.com](mailto:sales@forbesindustries.com)

1933 East Locust Street Ontario, California 91761

P: 800.832.5427 | F: 909.923.1969

We reserve the right to change and improve our products and finishes.

©Forbes Industries 2018

Location photography courtesy of  
Omni Rancho Las Palmas Resort & Spa

Forbes Industries Mobile Partitions should not be used in windy conditions. If used outdoors, anchor the partition appropriately

**M P**  
MOBILE  
PARTITIONS

# M O B I L E P A R T I T I O N S



# F O R B E S I N D U S T R I E S

**M P**



TREBLE



LENGTH: 121"  
WIDTH: 31.5"  
HEIGHT: 78"



Pictured: Executive in Thunder Storm

**SPECIAL FEATURES:**

- Compact footprint of 47" x 31.5" when folded for properties with limited storage
- Double-sided laminate or veneer panels allow for two different looks in one unit
- 180° Constant-torque hinges keep panels in place once deployed

ELITE

EXECUTIVE

ESSENTIALS



SS-SBC



SS-HM



EN-LPC

**ELITE - 7886**

Base: Black laminate with full wrap-around bumper  
Frame: Brushed stainless steel tube  
Panels: Double-sided wood veneer panels (pick two)

**EXECUTIVE - 7883**

Base: Black laminate with full wrap-around bumper  
Frame: Brushed stainless steel tube  
Panels: Double-sided High Pressure Laminate panels (pick two)

**ESSENTIALS - 7880**

Base: Black laminate with full wrap-around bumper  
Frame: Powder epoxy painted steel tube  
Panels: Double-sided High Pressure Laminate panels (pick two)

ASPEN

LENGTH: 73.75"  
WIDTH: 29.75"  
HEIGHT: 78"



Pictured: Elite in Satin Stormy Birch

**SPECIAL FEATURES:**

- Available in both 4' and 6' lengths (6' shown)
- Nestable base design is great for properties with limited storage
- Comes standard with corner bumpers for extra protection

ELITE

EXECUTIVE

ESSENTIALS



EN-SSB



EN-SMP



EN-WK

**ELITE - 7876**

Base: Powder epoxy painted base caps with corner bumpers  
Frame: Powder epoxy painted steel tube  
Panel: Horizontal woven pattern with stained hardwood slats

**EXECUTIVE - 7873**

Base: Powder epoxy painted base caps with corner bumpers  
Frame: Powder epoxy painted steel tube  
Panel: Chevron pattern with stained hardwood slats

**ESSENTIALS - 7870**

Base: Powder epoxy painted base caps with corner bumpers  
Frame: Powder epoxy painted steel tube  
Panel: Double-sided High Pressure Laminate panels (pick two)

COVE



LENGTH: 47.75"  
WIDTH: 26.75"  
HEIGHT: 78"



Pictured: Essentials in Antique Brass and Cookies N Cream


**SPECIAL FEATURES:**

- Curved panel design offers a unique S-pattern when multiple units are combined
- Puzzle-shaped base reduces visual gaps when multiple units are combined
- Comes standard with a full wrap-around bumper for extra protection

ELITE

EXECUTIVE

ESSENTIALS



SS-SRM



SS-LUS



NB-CK

**ELITE - 7866**

Base: Black laminate with full wrap-around bumper  
Frame: Brushed stainless steel tube  
Panel: Double-sided wood veneer (pick one)

**EXECUTIVE - 7863**

Base: Black laminate with full wrap-around bumper  
Frame: Brushed stainless steel tube  
Panel: Double-sided High Pressure Laminate (pick one)

**ESSENTIALS - 7860**

Base: Black laminate with full wrap-around bumper  
Frame: Powder epoxy painted steel tube  
Panel: Double-sided High Pressure Laminate (pick one)

LOFT



LENGTH: 72.5"  
WIDTH: 1"  
HEIGHT: 78"



Pictured: Elite in First N Main


**SPECIAL FEATURES:**

- Compact footprint of 4.5" x 18" when folded for properties with limited storage
- Double-sided laminate panels allow for two different looks in one unit
- Transport carts are available for easy mobility

ELITE

EXECUTIVE


ESSENTIALS



SS-FM



SS-GD



EN-RB

**ELITE - 7856**

Base: Adjustable furniture levelers  
Frame: Brushed stainless steel tube  
Panel: Double-sided High Pressure Laminate (pick two) with frosted acrylic accent

**EXECUTIVE - 7853**

Base: Adjustable furniture levelers  
Frame: Brushed stainless steel tube  
Panel: Double-sided High Pressure Laminate (pick two)

**ESSENTIALS - 7850**

Base: Adjustable furniture levelers  
Frame: Powder epoxy painted steel tube  
Panel: Double-sided High Pressure Laminate (pick two)