



MIXOLOGY

BY FORBES // WITH CHRIS ADAMS



MIXOLOGY

BY FORBES // WITH CHRIS ADAMS

Early in his career, Chris Adams was given the opportunity to be trained by a Master Bartender. He was taught to be technically sound in the art and chemistry of Mixology and taught to understand the intangible feelings guests have as a connection with each drink. Having in depth knowledge of all the elements being used, was only part of the equation. The stories and history behind those elements and pairings, give him the foundation needed to maximize his skills.

The only missing piece was having a method to deliver these experiences to guests. Chris and the Forbes Design Team collaborated to create several design concepts. The result: a unique line of Mixology Carts specifically focused to enhance the presentation of the Mixologist, their tools and ingredients. This presentation is simple and yet practical.

"Mixology for me, is no longer simply about cocktails, it is creating a 360-degree experience".



Chris Adams



BENEFITS

Built-In Everything The Mixology Carts are designed with functionality in mind. Top tier models are available with all the bells and whistles. This could include adjustable gallery rails, extending speed rails, built in garnish and drip trays, storage for liquor, mixology tools, crushed and large format ice, a glass rinser and so much more!

Three Top Configuration Options Depending on your needs, we provide three configuration options for the top.

Customizable Cold Storage Designed for the experienced user, our insulated Mixology Carts accepts standard size food pans. This allows for the Mixologist to organize their ingredients. If items need to stay cold and not wet, it separates them from the ice. At arm's length, larger pans for either crushed or large format ice can be swapped out easily.

Multiple Price Points Each design is offered at multiple price points to ensure you get the Mixology Cart you desire at a price point that fits your budget.

Boosted Social Media Presence With all the hype around social media presence, Mixology Carts are sure to create those special one of a kind post worthy moments that everyone will want a piece of.

ROI Professional Mixologists thrive on creating unique experiences for their guests. These carts are perfect for taking the show directly to the customer. The Mixology Cart is an income generating machine on wheels!

*Accessories are available. Please call for more details.

*For a complete list of finish options, please visit us on the web at: www.forbesindustries.com



BUILT-IN GLASS RINSER

Built-In Glass Rinser...

Executive and elite models are available with a built-in glass rinser which is essential for protecting the flavor and integrity of your beverage by keeping glasses clean. With ease of use in mind, just press your glass down on the spring activated platform to dispense water as needed. One compartment houses fresh water while the excess gray water flows into a separate compartment to avoid cross contamination. This ensures a perfect drinking experience and a professional presentation.

CUSTOMIZABLE COLD STORAGE

Mix, Match, Make It Your Own...

The unique design of the Mixology Cart work surface was designed to deliver a truly unique operator experience. The insulated top tray design was engineered to fit standard size food pans. Customize your setup with several inserts, height options, and movable dividers. Additionally, we took the liberty to size the work surface to be able to accept standard food pan sizes for dry storage. Keep additional pans under the countertop stocked and ready to swap on the fly allowing for minimal down time and maximum ROI.



FEATURES

		Essentials	Executive	Elite
1	Butcher block work surface or black/white polyethylene work surface (depending on model)	✓	✓	✓
2	Perimeter gallery rails on middle and base shelves	✓	✓	✓
3	Four swivel casters (two with brakes)	✓	✓	✓
4	Two standard speed rails	✓	✓	
5	Two sliding speed rails			✓
6	Flip-out amenity drawer to store napkins, stirrers, etc.		✓	✓
7	Two customizable ice bins		✓	✓
8	Stainless steel drip tray		✓	✓
9	Adjustable glass dividers on center shelf		✓	✓
10	Built-in Mixology tool storage			✓
11	Built-in condiment station with garnish tray or mason jars (depending on model)			✓
12	Built-in glass rinser			✓
13	Drink presentation Platform			✓
14	One-third enclosed cabinet for additional storage			✓

*Options listed above not available on Cartwheel Wine Cart

MIXOLOGY KITS



Chris Adams Mixology Kits Include:

Ellis Bar Knife/Sharpener
 Shaker Tins (one 28 Oz/one 20 Oz)
 Dual Sided Paddle Bar Spoon
 Dual Sided Teardrop Bar Spoon
 Hawthorne Strainer
 Julep Strainer
 Fine Strainer
 Garnish Tweezers
 One Sided Jigger
 Ice Tongs
 Muddler

SANTA FE

The Santa Fe Mixology Carts offer a vintage look that features its distinctive X-Frame design and two decorative spoked wheels that really give off a timeless vibe. The decorative fluted push handle is the icing on the cake that really makes this cart stand out.

Butcher Block work surface/
Satin Black Wood Veneer/ Brushed Stainless Steel Frame
*Comes with 2 sliding speed rails



Special Features

- *Mason Jar garnish holders
- *Vintage accents include X-frame design, fluted push handle, decorative spoked wheels, and rustic looking 4" casters with polyurethane tread that won't damage your floors.
- *Butcher Block work surface
- *1/3 concealed storage cabinet (Elite only)

Butcher Block work surface/
Ice Fishin HPL/ Brushed Stainless Steel Frame
*Comes with 2 standard speed rails



Butcher Block work surface/
Ingot Gray HPL/ Black Powder Epoxy Painted Frame
*Comes with 2 standard speed rails * No drawer

ELITE
EXECUTIVE
ESSENTIALS

Elite - F35-5525

Work Surface - Butcher Block
Finish - Wood Veneer
Frame - Brushed Stainless Steel
Body - 1/3 Cabinet

Executive - F35-5523

Work Surface - Butcher Block
Finish - High Pressure Laminate
Frame - Brushed Stainless Steel
Body - Open

Essentials - F35-5521

Work Surface - Butcher Block
Finish - High Pressure Laminate
Frame - Powder Epoxy painted
Body - Open

	Length	Width	Height
in:	57	31	38
cm:	145	79	97



Pictured: Essentials Santa Fe in Ingot Gray

TROPICAL

The fashion forward, Tropical Mixology Cart's offer an aesthetically pleasing look blending hardwood and steel. Executive and Elite models are constructed with an all stainless steel cabinet and clad in weather resistant Tropical Hardwood making them great for outdoor use.

*Shown with White Polyethylene work surface/
Tropical Hardwood Exterior/ All Stainless Steel Body
Comes with 2 sliding speed rails



Special Features

- *All stainless steel constructed cabinet makes this cart great for outdoor use.
- *Weather resistant Tropical Hardwood exterior (Elite/Executive only)
- *Fully enclosed cabinet with pocket doors (*Elite only)
- *Polyethylene work surface (available in black or white)

*Shown with White Polyethylene work surface/
Tropical Hardwood Exterior/ All Stainless Steel Body
Comes with 2 standard speed rails



*Shown with Black Polyethylene work surface/
High Pressure Laminate Exterior/All Stainless Steel Body
*Comes with 2 standard speed rails * No drawer*

ELITE

EXECUTIVE

ESSENTIALS

Elite - F35-5567

Work Surface - Polyethylene
Finish - Tropical Hardwood
Frame - Brushed Stainless Steel
Body - Enclosed

Executive - F35-5564

Work Surface - Polyethylene
Finish - Tropical Hardwood
Frame - Brushed Stainless Steel
Body - Partially Enclosed

Essentials - F35-5561

Work Surface - Polyethylene
Finish - High Pressure Laminate
Frame - Brushed Stainless Steel
Body - Partially Enclosed

	Length	Width	Height
in:	58	24	39
cm:	148	61	99



Pictured: Elite Tropical



Pictured: Essentials Cartwheel in Black Powder Epoxy

RUSTICA

The Rustica Mixology Carts are perfect in almost any setting. They are constructed with a powder coated steel frame and charming veneer exterior. It features our specially sourced vintage style 4" casters with polyurethane tread that won't damage your floors.

*Butcher Block work surface/ Satin Brown Mahogany stained veneer/
Black powder epoxy finished steel frame
Comes with 2 sliding speed rails



Special Features

- *Mason Jar garnish holders
- *Vintage accents include exposed hardware, pipe handles, mesh ends, and rustic looking 4" casters with polyurethane tread that won't damage your floors.
- *Butcher Block work surface
- *1/3 concealed storage cabinet (Elite only)

	Length	Width	Height
in:	54	24	39
cm:	137	61	99

Elite - F35-5547

Work Surface - Butcher Block
Finish - Satin Brown Mahogany stained veneer
Frame - Black Powder Epoxy
Body - 1/3 Cabinet

ELITE

EXECUTIVE

ESSENTIALS

*Butcher Block work surface/ Satin Brown Mahogany stained veneer/
Black powder epoxy finished steel frame
Comes with 2 standard speed rails



*Butcher Block work surface/ Cookies & Cream HPL/
Black powder epoxy finished steel frame
*Comes with 2 standard speed rails * No drawer*

Executive - F35-5545

Work Surface - Butcher Block
Finish - Satin Brown Mahogany stained veneer
Frame - Black Powder Epoxy
Body - Open

Essentials - F35-5541

Work Surface - Butcher Block
Finish - High Pressure Laminate
Frame - Black Powder Epoxy
Body - Open



Pictured: Elite Rustica in Satin Brown Mahogany

FOSS

If you're looking for more of a contemporary look and feel, the Foss Mixology Cart is sure to make a statement. This highly functional design offers clean lines and is available in a multitude of finish options to accent almost any environment.

*Shown in White Polyethylene work surface/
Satin Stormy Birch Wood Veneer/ Brushed Stainless Steel Frame
Comes with 2 sliding speed rails



Special Features

- *Contemporary design with clean lines
- *1/3 concealed storage cabinet (Elite only)
- *4" Non-marking cushion wheels (two with brakes)
- *Polyethylene work surface (available in black or white)

ELITE
EXECUTIVE
ESSENTIALS

*Shown with White Polyethylene work surface/
Looks Likatre HPL/ Brushed Stainless Steel Frame
Comes with 2 standard speed rails



*Shown with White Polyethylene work surface/
Polar Cap HPL/ Black Powder Epoxy Painted Frame
*Comes with 2 standard speed rails * No drawer*

Elite - F35-5515

Work Surface - Polyethylene
Finish - Wood Veneer
Frame - Brushed Stainless Steel
Body - 1/3 Cabinet

Executive - F35-5513

Work Surface - Polyethylene
Finish - High Pressure Laminate
Frame - Brushed Stainless Steel
Body - Open

Essentials - F35-5511

Work Surface - Polyethylene
Finish - High Pressure Laminate
Frame - Powder Epoxy painted
Body - Open

	Length	Width	Height
in:	58	24	40
cm:	147	61	101

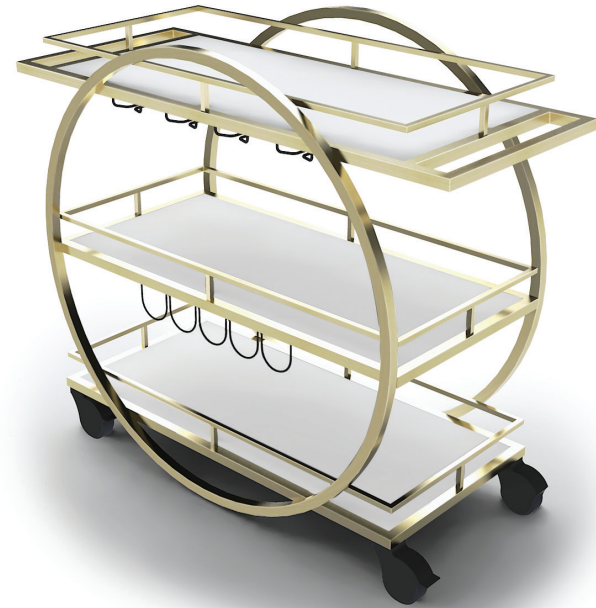


Pictured: Executive Foss in Looks Likatre

CARTWHEEL

After a great dinner, nothing hits the spot quite like a nice glass of your favorite late harvest. Enter the Cartwheel Wine Cart. It's frame provides a look of refined sophistication that effortlessly fits well in any classic or contemporary environment.

*Shown Alpine Shimmer Avonite Shelves/
Polished Brass Frame*



Special Features

- *Chic design with clean lines and decorative circular tube frame
- *Built-in vinyl-dipped stemware and wine bottle holders
- *Gallery rails on all shelves to keep items from falling off
- *All swivel casters (two with brakes)

*Shown with Alpine Shimmer Avonite Shelves/
Brushed Stainless Steel Frame*



ELITE

EXECUTIVE

ESSENTIALS



*Shown with Black HD High Pressure Laminate Shelves/
Black Powder Epoxy Painted Steel Frame*

	Length	Width	Height
in:	52	24	46
cm:	132	59	117

Elite - F35-5575

Shelves - Avonite
Frame - Polished Brass

Executive - F35-5573

Shelves - Avonite
Frame - Brushed Stainless Steel

Essentials - F35-5571

Shelves - Scratch Resistant HD HPL
Frame - Black Powder Epoxy



Pictured: Essentials Cartwheel in Black Powder Epoxy

MIXOLOGY

BY FORBES // WITH CHRIS ADAMS



Forbes
I n d u s t r i e s 

P: 800.832.5427 // F: 909.923.1969

1933 East Locust Street // Ontario, California 91761

www.forbesindustries.com // sales@forbesindustries.com

Location photography courtesy of: AC Hotel by Marriott Los Angeles South Bay

©Forbes Industries 2019 // We reserve the right to change and improve our products and finishes.